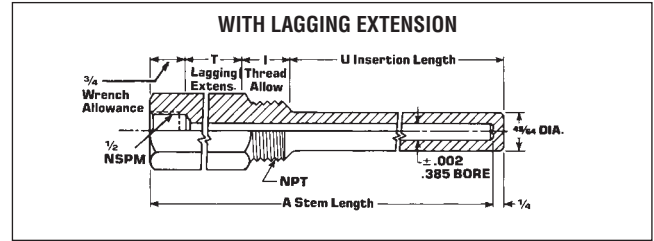
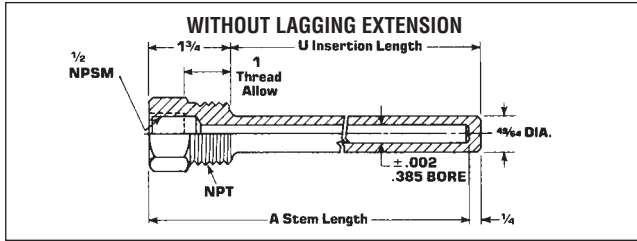


“K” SERIES THERMOWELLS

(Fits 3/8" O.D. Bulb with 1/2" NPSM Swivel Nut)



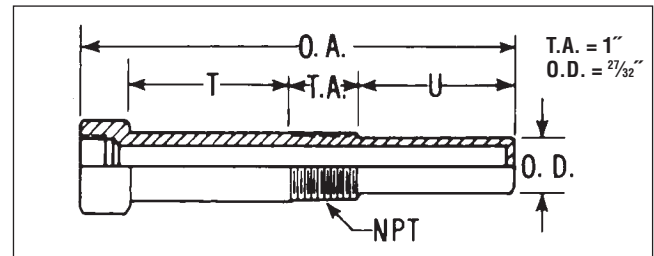
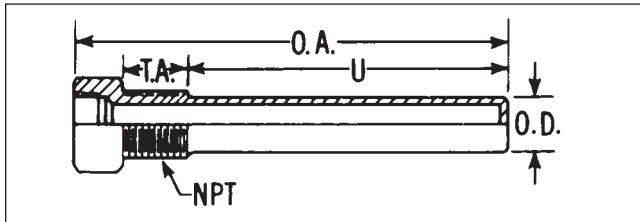
		PART NUMBERS - 3/4 NPT			
A	U	BRASS	STEEL	304 SS	316 SS
4	2 1/2	S3B4K	S3S4K	S3G4K	S3J4K
6	4 1/2	S3B6K	S3S6K	S3G6K	S3J6K
9	7 1/2	S3B9K	S3S9K	S3G9K	S3J9K
12	10 1/2	S3B2K	S3S2K	S3G2K	S3J2K

		PART NUMBERS - 3/4 NPT*				
A	U	T	BRASS	STEEL	304 SS	316 SS
6	2 1/2	2 1/2	L3B6K	L3S6K	L3G6K	L3J6K
9	4 1/2	3 1/2	L3B9K	L3S9K	L3G9K	L3J9K
12	7 1/2	3 1/2	L3B2K	L3S2K	L3G2K	L3J2K

*1 NPT AVAILABLE AT EXTRA COST, CHANGE 2ND DIGIT FROM 3 TO 4.

“5F” SERIES THERMOWELL

(Fits 5/8" O.D. Bulb with 1-20 NEF-2B Swivel Nut)



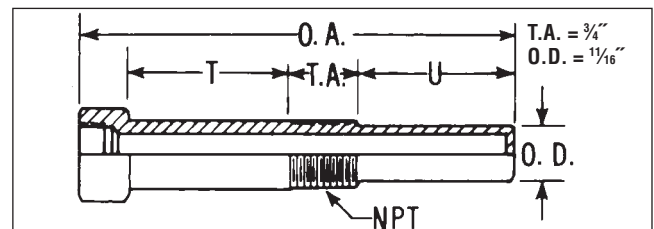
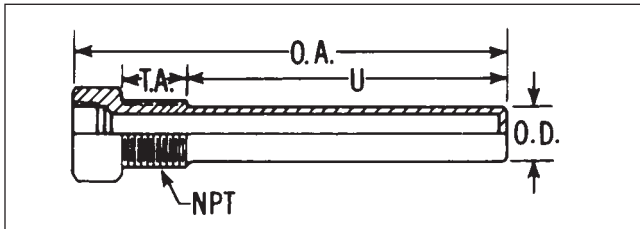
O.A.		PART NUMBERS - 3/4 NPT**			
LENGTH	U DIM.	BRASS	STEEL	304 SS	316 SS
4 1/4	2 1/2	D1E5F2	D3E5F2	D6E5F2	D4E5F2
6 1/4	5	D1M5F2	D3M5F2	D6M5F2	D4M5F2
9 1/4	8	D1S5F2	D3S5F2	D6S5F2	D4S5F2
12 1/4	11	D1T5F2	D3T5F2	D6T5F2	D4T5F2

O.A.		PART NUMBERS - 3/4 NPT**				
LENGTH	U DIM.	T DIM.	BRASS	STEEL	304 SS	316 SS
6 1/4	2 1/2	2 1/2	D1M5F2E	D3M5F2E	D6M5F2E	D4M5F2E
9 1/4	5 1/2	2 1/2	D1S5F2E	D3S5F2E	D6S5F2E	D4S5F2E
12 1/4	8 1/2	2 1/2	D1T5F2E	D3T5F2E	D6T5F2E	D4T5F2E

**1 NPT AVAILABLE AT EXTRA COST, CHANGE 6TH DIGIT FROM 2 TO 3.

“4B” SERIES THERMOWELLS - for econo thermometers

(Fits 1/2" O.D. Bulb with 3/4-24 NS-2 Swivel Nut)



O.A.		PART NUMBERS - 1/2 NPT***			
LENGTH	U DIM.	BRASS	STEEL	304 SS	316 SS
4	2 3/4	D1D4B1	D3D4B1	D6D4B1	D4D4B1
6 1/2	5 1/4	D1V4B1	D3V4B1	D6V4B1	D4V4B1
9 1/2	8 1/4	D1Z4B1	D3Z4B1	D6Z4B1	D4Z4B1
12 1/2	11 1/4	D1T4B1	D3T4B1	D6T4B1	D4T4B1

O.A.		PART NUMBERS - 1/2 NPT***				
LENGTH	U DIM.	T DIM.	BRASS	STEEL	304 SS	316 SS
6 1/2	2 3/4	2 1/2	D1V4B1E	D3V4B1E	D6V4B1E	D4V4B1E
9 1/2	5 1/4	2 1/2	D1Z4B1E	D3Z4B1E	D6Z4B1E	D4Z4B1E
12 1/2	8 1/4	2 1/2	D1T4B1E	D3T4B1E	D6T4B1E	D4T4B1E

***3/4 NPT AVAILABLE AT EXTRA COST, CHANGE 6TH DIGIT FROM 1 TO 2.